

How to make a 128 layer smushed slab


Allan Kluber ©




Roll dark clay (1) on light clay (4)




Roll slab large and thin




Cut into 4 pieces



Stack 4 pieces



Cut stack into 4 pieces




Stack 4 pieces




Smush the stack



Roll Flat



Cut into 4 pieces



Stack pieces and cut again



Stack cut pieces



Smush again



Roll flat again



Finished slab (shaped by a press mold)